

# Unlock Maximum Productivity with Photoshop: A Comprehensive Guide to Automation



In the fast-paced world of design and photography, time is of the essence. As creative professionals, we constantly seek ways to streamline our workflow and maximize our productivity. Photoshop, the industry-leading image editing software, offers a powerful solution through its extensive automation capabilities.

Automating tasks in Photoshop allows you to perform repetitive actions with just a few clicks, freeing up your time to focus on more creative endeavors. Whether you're a seasoned Photoshop pro or a beginner looking to boost

your efficiency, this comprehensive guide will provide you with a step-by-step roadmap to harnessing the power of automation.



## Photoshop Productivity Series, The: Automating

**Photoshop** by Dave Cross

★ ★ ★ ★ ☆ 4 out of 5

Language : English  
File size : 12261 KB  
Text-to-Speech : Enabled  
Screen Reader : Supported  
Enhanced typesetting : Enabled  
Print length : 165 pages

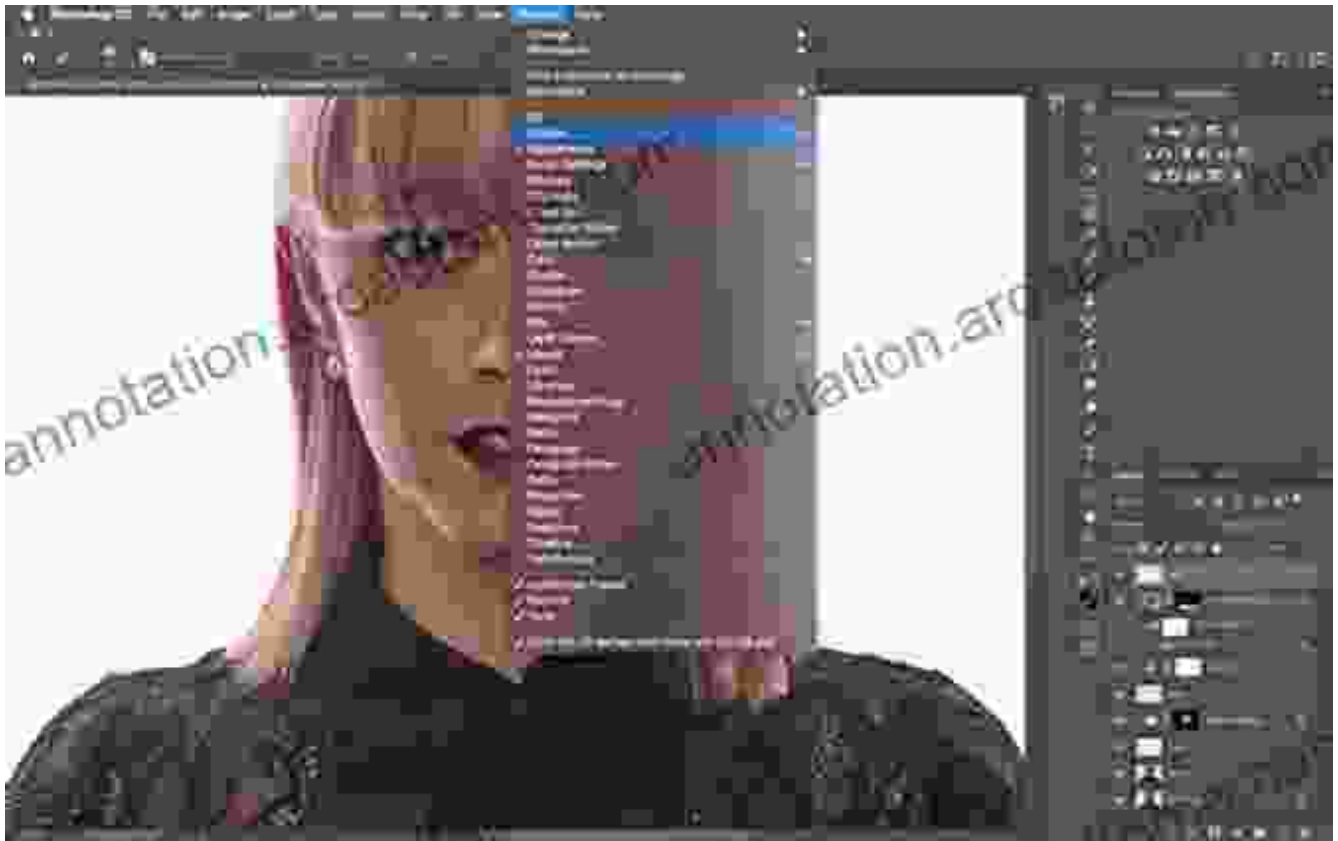


### 1. Understanding Photoshop Automation

At its core, automation in Photoshop involves creating actions and scripts that carry out specific tasks. Actions are recorded sequences of commands that can be replayed to perform the same set of actions repeatedly. Scripts, on the other hand, are written in JavaScript and offer more advanced customization and control.

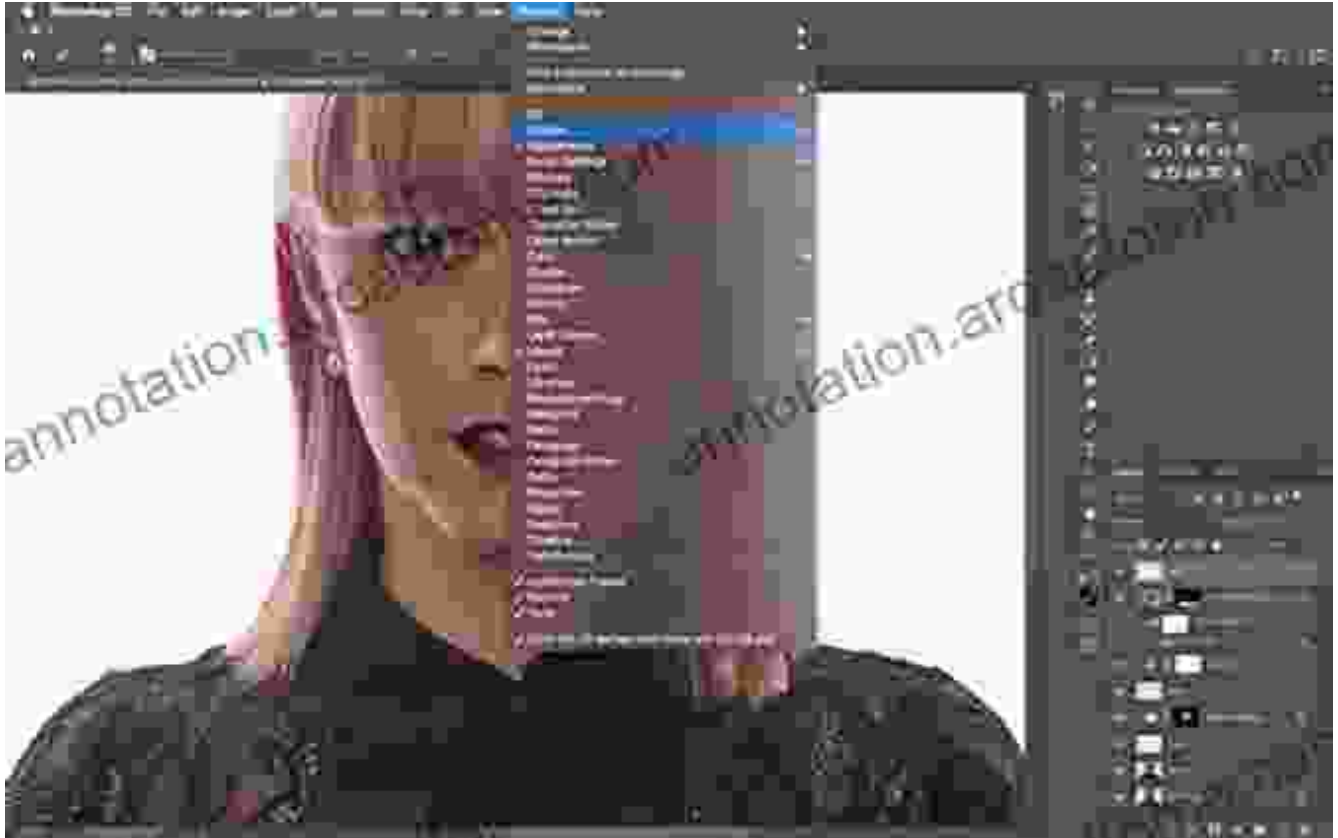
#### Creating Actions

To create an action, simply click on the "Create New Action" button in the Actions panel (Window > Actions). Give your action a descriptive name and start recording. As you perform the desired steps in Photoshop, the action will record your every move.



## Playing Actions

Once you've created an action, you can play it back by selecting it from the Actions panel and clicking on the "Play" button. Alternatively, you can assign a keyboard shortcut to the action for even faster execution.



## Creating Scripts

Scripts offer more flexibility and power compared to actions. To create a script, go to File > Scripts > Browse and select the desired script file (.jsx). You can also write your own scripts using JavaScript and save them with a .jsx extension.



## 2. Practical Applications of Photoshop Automation

The applications of Photoshop automation are endless. Here are some practical examples to get you started:

- **Batch Processing:** Automate the application of edits, filters, or effects to multiple images at once.
- **Image Resizing and Cropping:** Resize and crop images to specific dimensions or aspect ratios with just a few clicks.
- **Watermark Insertion:** Add watermarks to your images automatically, ensuring consistent branding and protection.
- **Object Removal and Editing:** Remove unwanted objects from images or perform complex object edits using automated scripts.

- **Color Correction and Retouching:** Automate color adjustments, retouching, and blemish removal for faster and more consistent results.

### **3. Advanced Automation Techniques**

For those looking to take their automation skills to the next level, here are some advanced techniques:

#### **Using Variables**

Variables allow you to store values and use them within your actions and scripts. This enables dynamic automation, where the actions or scripts can adjust based on the input.

#### **Customizing the Interface**

You can customize the Photoshop interface to suit your specific needs. Create custom tool presets, keyboard shortcuts, and panels to streamline your workflow.


#### **Extending Photoshop**

Photoshop can be extended through plugins and third-party scripts. These extensions provide additional functionality and allow you to automate even more complex tasks.

### **4.**

Harnessing the power of automation in Photoshop is a game-changer for maximizing productivity and efficiency. Whether you're a professional designer, photographer, or enthusiast, embracing automation techniques will free up your time, reduce errors, and allow you to focus on the creative

aspects of your work. So, dive into this comprehensive guide, explore the practical applications, and unlock the full potential of Photoshop automation today!



## Photoshop Productivity Series, The: Automating Photoshop by Dave Cross


★★★★☆ 4 out of 5

Language : English  
File size : 12261 KB  
Text-to-Speech : Enabled  
Screen Reader : Supported  
Enhanced typesetting : Enabled  
Print length : 165 pages



## Java Learn Java In Days: Your Fast-Track to Programming Proficiency

Are you ready to embark on an extraordinary journey into the world of programming with Java? David Chang, the acclaimed author and programming expert, brings...



## **Srimad Bhagavatam Second Canto by Jeff Birkby: A Literary Masterpiece**

In the vast tapestry of ancient Indian literature, the Srimad Bhagavatam stands as a towering masterpiece, an inexhaustible source of wisdom and inspiration. Its Second Canto,...