


Teaching the Silk Road: A Comprehensive Guide for Educators



Teaching the Silk Road: A Guide for College Teachers (SUNY series in Asian Studies Development)

by Jacqueline M. Moore

★★★★☆ 4.7 out of 5

Language : English

File size : 879 KB

Text-to-Speech : Enabled

Screen Reader : Supported

Enhanced typesetting : Enabled

Word Wise : Enabled

Print length : 258 pages

Paperback : 32 pages

Item Weight : 3.52 ounces

Dimensions : 8.5 x 0.08 x 11 inches



The Silk Road, a network of ancient trade routes spanning from East Asia to Europe, played a pivotal role in shaping the course of human history. It facilitated the exchange of goods, ideas, and technologies between diverse civilizations, leaving an indelible mark on the cultural, economic, and political landscape of the world.

Teaching the Silk Road in the classroom offers a unique opportunity for educators to engage students with a rich and captivating subject that connects them to the past, present, and future. By exploring the Silk Road, students develop a deeper understanding of global interconnectedness, cultural diversity, and the enduring legacy of human ingenuity.

Why Teach the Silk Road?

Teaching the Silk Road in the classroom is not only a fascinating topic, but also an invaluable educational experience that provides students with numerous benefits:

- **Enhances Global Awareness:** The Silk Road showcases the interconnectedness of the world, fostering an appreciation for diverse cultures and perspectives.
- **Promotes Historical Understanding:** By tracing the evolution of the Silk Road over centuries, students gain insight into the rise and fall of civilizations, the impact of trade on human societies, and the role of technology in shaping historical events.
- **Develops Critical Thinking Skills:** Analyzing primary sources, such as travelogues and archaeological artifacts, encourages students to develop critical thinking skills and evaluate different perspectives.
- **Inspires Creativity and Imagination:** The Silk Road's rich tapestry of cultures and landscapes provides a fertile ground for students to engage in creative writing, art projects, and imaginative storytelling.
- **Fosters Interdisciplinary Learning:** Teaching the Silk Road offers opportunities for integrating history, geography, social studies, art, and language arts, creating a holistic learning experience.

Teaching with Primary Sources

Primary sources, such as travel accounts, archaeological discoveries, and historical documents, offer invaluable insights into the lived experiences of people along the Silk Road. By incorporating primary sources into their

lessons, educators can bring the past to life and engage students in a more authentic and meaningful way.

- **Travelogues:** Accounts written by travelers from different cultures provide firsthand observations of the Silk Road's landscapes, peoples, and customs.
- **Archaeological Artifacts:** Excavated artifacts, such as pottery, coins, and textiles, offer tangible evidence of the goods and technologies that were exchanged along the Silk Road.
- **Historical Documents:** Official documents, such as trade agreements and diplomatic letters, reveal the political and economic dimensions of the Silk Road.

Lesson Plans and Activities

Teaching the Silk Road can be made even more engaging and effective with the help of well-crafted lesson plans and activities. Here are a few examples:

- **Interactive Maps:** Create interactive maps using online tools to allow students to explore the routes of the Silk Road and trace the journeys of famous travelers.
- **Timeline Activities:** Construct timelines to visualize the major events and developments along the Silk Road over time.
- **Document Analysis:** Guide students through the analysis of primary sources, encouraging them to identify key details, draw inferences, and evaluate different perspectives.

- **Role-Playing:** Engage students in role-playing activities to recreate historical encounters between traders, travelers, and rulers along the Silk Road.
- **Cultural Exchange Projects:** Have students research and present on the cultural exchanges that took place along the Silk Road, focusing on specific aspects such as art, music, or cuisine.

Assessment Strategies

To evaluate student learning, educators can employ a variety of assessment strategies:

- **Historical Essays:** Assign essays that require students to analyze primary sources and articulate their understanding of the Silk Road's history and significance.
- **Creative Projects:** Encourage students to express their creativity through projects such as writing poems, creating art inspired by the Silk Road, or designing travel posters.
- **Class Presentations:** Have students present their research and insights on different aspects of the Silk Road to the class, fostering their communication and presentation skills.
- **Online Quizzes:** Utilize online quiz platforms to assess students' knowledge of key concepts and events related to the Silk Road.
- **Student Journals:** Encourage students to keep journals throughout the unit to reflect on their learning, make connections, and ask questions.

Additional Resources

For educators interested in delving deeper into the subject, here are some valuable resources:

- **The Silk Road Foundation:** <https://www.silkroadfoundation.org/>
- **The British Museum's Silk Road Collection:**
<https://www.britishmuseum.org/collection/silk-road>
- **The Smithsonian Institution's Silk Road Resources:**
<https://www.smithsonianmag.com/history/the-silk-road-154836020/>
- **National Geographic's Silk Road Exploration:**
<https://www.nationalgeographic.org/encyclopedia/silk-road/>
- **UNESCO's Silk Road Programme:** <https://en.unesco.org/silkroad/>


Teaching the Silk Road is an enriching and rewarding experience that deepens students' understanding of the world around them. By incorporating primary sources, engaging lesson plans, and effective assessment strategies, educators can bring the Silk Road to life and inspire their students to become global citizens with a profound appreciation for history, culture, and human interconnectedness.

Remember, "Teaching the Silk Road" is your essential guide to incorporating this captivating subject into your curriculum. Free Download your copy today and embark on an extraordinary journey with your students!

Teaching the Silk Road: A Guide for College Teachers (SUNY series in Asian Studies Development)

by Jacqueline M. Moore

★★★★☆ 4.7 out of 5




Language	: English
File size	: 879 KB
Text-to-Speech	: Enabled
Screen Reader	: Supported
Enhanced typesetting	: Enabled
Word Wise	: Enabled
Print length	: 258 pages
Paperback	: 32 pages
Item Weight	: 3.52 ounces
Dimensions	: 8.5 x 0.08 x 11 inches



Java Learn Java In Days: Your Fast-Track to Programming Proficiency

Are you ready to embark on an extraordinary journey into the world of programming with Java? David Chang, the acclaimed author and programming expert, brings...



Srimad Bhagavatam Second Canto by Jeff Birkby: A Literary Masterpiece

In the vast tapestry of ancient Indian literature, the Srimad Bhagavatam stands as a towering masterpiece, an inexhaustible source of wisdom and inspiration. Its Second Canto,...