


Kanban for the Shopfloor: The Ultimate Guide to Visualizing and Managing Workflows



Kanban for the Shopfloor (The Shopfloor Series)

by Darin Gibby

★★★★☆ 4.6 out of 5

Language : English

File size : 12636 KB

Print length : 120 pages

Screen Reader : Supported



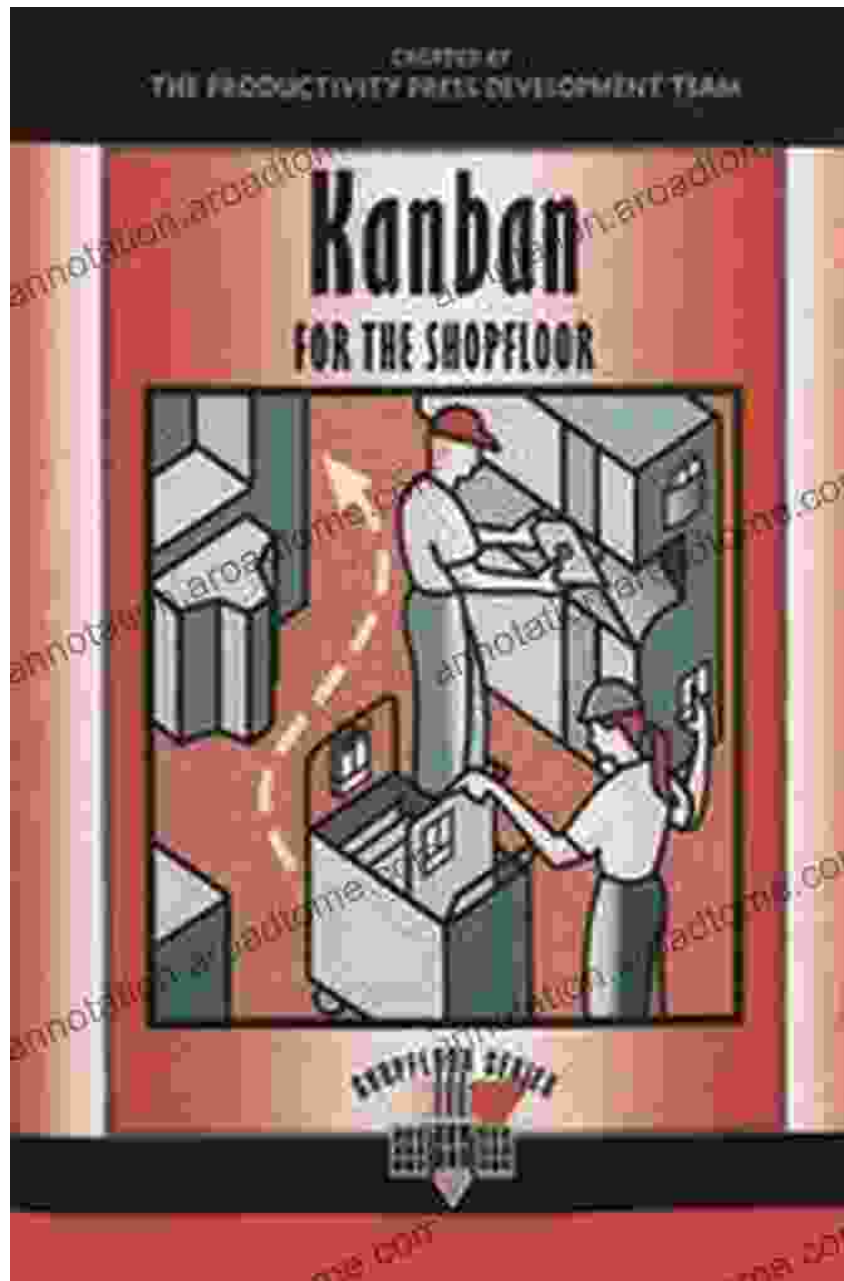


Table of Contents

- 1.
2. What is Kanban?
3. Benefits of Kanban for the Shopfloor
4. How to Implement Kanban in Your Shopfloor

5. Kanban Tools and Resources

6.

In today's competitive manufacturing environment, it's essential to find ways to streamline workflows, improve efficiency, and maximize productivity. Kanban, a lean manufacturing technique, is a proven solution that can help you achieve these goals.

Kanban is a visual management system that helps you visualize the flow of work through your shopfloor. It allows you to identify bottlenecks, reduce waste, and improve communication and collaboration between team members.

This book will provide you with everything you need to know about Kanban for the shopfloor, from the basics of the system to how to implement it in your own facility. We'll cover the benefits of Kanban, the different types of Kanban boards, and the best practices for using Kanban to improve your shopfloor operations.

What is Kanban?

Kanban is a Japanese word that means "signboard" or "visual card." It was originally developed by Toyota in the 1950s as a way to manage the flow of work through its manufacturing plants.

Kanban is based on the principle of "just-in-time" manufacturing. This means that products are only produced when they are needed, and in the quantities that are needed. Kanban helps to ensure that there is a smooth flow of work between different departments and that production is not disrupted by bottlenecks or shortages.

Kanban is a visual management system, which means that it uses visual cues to communicate information about the flow of work. The most common type of Kanban board is a physical board that is divided into columns. Each column represents a different stage in the workflow, such as "To Do," "In Progress," and "Done."

Kanban cards are used to represent the work items that are flowing through the system. Each card contains information about the work item, such as its description, due date, and priority.

Benefits of Kanban for the Shopfloor

Kanban can provide a number of benefits to shopfloor operations, including:

- Improved visibility and transparency of work
- Reduced waste and bottlenecks
- Improved communication and collaboration
- Increased productivity and efficiency
- Reduced lead times and cycle times
- Improved quality and customer satisfaction

Kanban is a versatile system that can be used to improve a variety of shopfloor operations, including:

- Production
- Assembly

- Maintenance
- Shipping and receiving
- Inventory management

How to Implement Kanban in Your Shopfloor

Implementing Kanban in your shopfloor can be a straightforward process. Here are the steps involved:

1. Identify the workflow that you want to improve.
2. Create a Kanban board that represents the workflow.
3. Create Kanban cards for each work item.
4. Start using the Kanban board to manage the flow of work.
5. Monitor the Kanban board and make adjustments as needed.

Here are some tips for implementing Kanban in your shopfloor:

- Start small. Don't try to implement Kanban across your entire shopfloor at once. Start with a small area or process, and then expand Kanban to other areas once you have a solid understanding of the system.
- Get buy-in from your team. Kanban is a team-based system, so it's important to get buy-in from everyone involved before you implement it. Explain the benefits of Kanban and how it can help them to improve their work.
- Be flexible. Kanban is a living system, and it should be adapted to meet the specific needs of your shopfloor. Don't be afraid to experiment with different approaches to find what works best for you.

Kanban Tools and Resources

There are a number of Kanban tools and resources available to help you implement and manage Kanban in your shopfloor. These tools can help you to create Kanban boards, track work items, and generate reports.

Here are some popular Kanban tools:

- Trello
- Asana
- Jira
- Kanbanize
- MeisterTask

In addition to these tools, there are a number of online resources available to help you learn more about Kanban and how to implement it in your shopfloor. Here are some helpful links:

- Kanbanize
- Jira Kanban Boards
- Trello
- Asana
- MeisterTask

Kanban is a powerful lean manufacturing technique that can help you to improve the efficiency and productivity of your shopfloor operations. By visualizing the flow of work, Kanban helps you to identify bottlenecks,

reduce waste, and improve communication and collaboration between team members.

If you are looking for a way to improve the performance of your shopfloor, then Kanban is a proven solution that can help you achieve your goals.



Kanban for the Shopfloor (The Shopfloor Series)

by Darin Gibby

★★★★☆ 4.6 out of 5

Language : English

File size : 12636 KB


Print length : 120 pages

Screen Reader: Supported



Java Learn Java In Days: Your Fast-Track to Programming Proficiency

Are you ready to embark on an extraordinary journey into the world of programming with Java? David Chang, the acclaimed author and programming expert, brings...



Srimad Bhagavatam Second Canto by Jeff Birkby: A Literary Masterpiece

In the vast tapestry of ancient Indian literature, the Srimad Bhagavatam stands as a towering masterpiece, an inexhaustible source of wisdom and inspiration. Its Second Canto,...