


# Eliminations Throw-Ins Bridge Technique: The Ultimate Guide to Mastering Bridge

Are you tired of losing at bridge? Do you want to learn a technique that will help you win more games? If so, then you need to learn about the eliminations throw-ins bridge technique. This technique is a powerful way to improve your bridge game and start winning more games.

## What is the Eliminations Throw-Ins Bridge Technique?

The eliminations throw-ins bridge technique is a way to infer the location of an unknown card in your opponent's hand. It is based on the principle of elimination. By eliminating all other possible locations for the card, you can deduce where it must be.



## Eliminations & Throw Ins (Bridge Technique Series

**Book 4)** by David Bird

★★★★☆ 4.5 out of 5

Language : English  
File size : 3399 KB  
Text-to-Speech : Enabled  
Screen Reader : Supported  
Enhanced typesetting : Enabled  
Print length : 77 pages  
Lending : Enabled



To use the eliminations throw-ins bridge technique, you need to first identify a card that is missing from your hand. This card is known as the "key card."

Once you have identified the key card, you need to start eliminating all the possible locations for it.

You can eliminate locations for the key card by looking at the cards that have been played. For example, if you see your opponent play a card from a suit that you know they have, then you can eliminate all the cards in that suit from being the key card.

Once you have eliminated all the possible locations for the key card, you can deduce where it must be. This information can then be used to make better decisions about how to play your hand.

### **How to Use the Eliminations Throw-Ins Bridge Technique**

To use the eliminations throw-ins bridge technique, you need to follow these steps:

1. Identify the key card.
2. Eliminate all the possible locations for the key card.
3. Deduce where the key card must be.
4. Use this information to make better decisions about how to play your hand.

### **Examples of the Eliminations Throw-Ins Bridge Technique**

Here are some examples of how to use the eliminations throw-ins bridge technique:

- You are playing a game of bridge and you are dealt the following hand:

- ♠ A, K, Q, J, 10
- ♥ A, K, Q
- ♦ A, K
- ♣ A

You are the declarer and you need to make 10 tricks. You start by playing the ♠ A. Your opponent plays the ♠ 2. You can now eliminate all the other spades from being the key card. This means that the key card must be either the ♠ 3 or the ♠ 4.

You continue to play the game and you eventually learn that your opponent has the ♠ 3. This means that the key card must be the ♠ 4.

You can now use this information to make better decisions about how to play your hand. For example, you know that your opponent does not have any more spades, so you can safely play the ♠ Q without worrying about being ruffed.

- You are playing a game of bridge and you are dealt the following hand:
  - ♠ A, K, Q, J, 10
  - ♥ A, K, Q
  - ♦ A, K
  - ♣ A, K

You are the declarer and you need to make 11 tricks. You start by playing the ♠ A. Your opponent plays the ♠ 2. You can now eliminate all

the other spades from being the key card. This means that the key card must be either the ♠ 3 or the ♠ 4.

You continue to play the game and you eventually learn that your opponent has both the ♠ 3 and the ♠ 4.

This means that there is no key card. However, you can still use the eliminations throw-ins bridge technique to make better decisions about how to play your hand. For example, you know that your opponent does not have any more spades, so you can safely play the ♠ Q without worrying about being ruffed.

## **Benefits of Using the Eliminations Throw-Ins Bridge Technique**

There are many benefits to using the eliminations throw-ins bridge technique. Some of these benefits include:

- It can help you to win more games.
- It can help you to improve your bridge skills.
- It can make the game of bridge more challenging and exciting.

The eliminations throw-ins bridge technique is a powerful way to improve your bridge game and start winning more games. If you are not already using this technique, then I encourage you to start using it today. You will be amazed at how much it can help you.


### **Eliminations & Throw Ins (Bridge Technique Series**

**Book 4)** by David Bird

★★★★☆ 4.5 out of 5

Language : English

File size : 3399 KB




Text-to-Speech : Enabled  
Screen Reader : Supported  
Enhanced typesetting : Enabled  
Print length : 77 pages  
Lending : Enabled



## Java Learn Java In Days: Your Fast-Track to Programming Proficiency

Are you ready to embark on an extraordinary journey into the world of programming with Java? David Chang, the acclaimed author and programming expert, brings...



## Srimad Bhagavatam Second Canto by Jeff Birkby: A Literary Masterpiece

In the vast tapestry of ancient Indian literature, the Srimad Bhagavatam stands as a towering masterpiece, an inexhaustible source of wisdom and inspiration. Its Second Canto,...