


Atlas of Cone Beam Imaging for Dental Applications: The Ultimate Guide for Dental Professionals

Step into the cutting-edge world of Cone Beam Imaging (CBCT) with the comprehensive Atlas of Cone Beam Imaging for Dental Applications. This meticulously crafted guidebook is an invaluable resource for dental practitioners, providing an in-depth understanding of CBCT technology and its transformative impact on dental diagnostics and treatment planning.

Immerse Yourself in the Realm of CBCT

The Atlas of Cone Beam Imaging for Dental Applications is a testament to the remarkable advancements in dental imaging. It unveils the intricacies of CBCT, unraveling its advantages over traditional radiographic techniques. Comprehensive chapters delve into the principles of CBCT, its technical nuances, and the interpretation of CBCT images.



Atlas of Cone Beam Imaging for Dental Applications: Second Edition by Dale A. Miles

★★★★☆ 4.6 out of 5

Language : English
File size : 91104 KB
Text-to-Speech : Enabled
Screen Reader : Supported
Enhanced typesetting : Enabled
Print length : 547 pages



Explore the Clinical Applications

Prepare to elevate your clinical practice with the practical insights offered by this atlas. It presents a comprehensive overview of CBCT's diverse applications in various dental specialties, including:

- Implantology: Precise implant placement and evaluation
- Endodontics: Enhanced root canal diagnosis and treatment
- Periodontics: Detailed assessment of periodontal health
- Oral Surgery: Preoperative planning and intraoperative guidance
- Forensic Dentistry: Identification and analysis of dental remains

Master the Art of Interpretation

Unlock the diagnostic power of CBCT with the expert guidance provided in this atlas. It equips you with a systematic approach to image interpretation, empowering you to extract maximum clinical information from these invaluable images. Hundreds of high-quality images accompany the text, illustrating key anatomical landmarks and pathological findings.

Enrich Your Dental Practice

The Atlas of Cone Beam Imaging for Dental Applications is not merely a theoretical treatise; it is a practical tool designed to enhance your daily practice. It offers:

- Step-by-step protocols for CBCT image acquisition
- Clinical case studies showcasing the transformative power of CBCT

- Expert tips and pearls for optimizing CBCT utilization
- An extensive glossary of terms to enhance your understanding

Elevate Your Dental Expertise


The Atlas of Cone Beam Imaging for Dental Applications is an indispensable companion for dental professionals seeking to excel in the field of digital dentistry. Its comprehensive coverage, practical advice, and stunning imagery make it an essential resource for:

- General dentists
- Dental specialists
- Dental residents and students
- Dental technicians
- Radiologists

Embark on a Journey of Dental Excellence

Free Download your copy of the Atlas of Cone Beam Imaging for Dental Applications today and embark on a journey of professional growth and clinical excellence. This invaluable guidebook will empower you to harness the full potential of CBCT, transforming your ability to diagnose, plan, and execute dental treatments with precision and confidence.

Embrace the future of dental imaging and unlock the secrets of CBCT with the Atlas of Cone Beam Imaging for Dental Applications. Your patients and your practice deserve the best.



Atlas of Cone Beam Imaging for Dental Applications: Second Edition by Dale A. Miles


★★★★☆ 4.6 out of 5

Language : English
File size : 91104 KB
Text-to-Speech : Enabled
Screen Reader : Supported
Enhanced typesetting : Enabled
Print length : 547 pages



Java Learn Java In Days: Your Fast-Track to Programming Proficiency

Are you ready to embark on an extraordinary journey into the world of programming with Java? David Chang, the acclaimed author and programming expert, brings...



Srimad Bhagavatam Second Canto by Jeff Birkby: A Literary Masterpiece

In the vast tapestry of ancient Indian literature, the Srimad Bhagavatam stands as a towering masterpiece, an inexhaustible source of wisdom and inspiration. Its Second Canto,...